



# Campus Passport

## IC Training for School Staff

### 1. Sign into Infinite Campus using your Natomas Unified account.

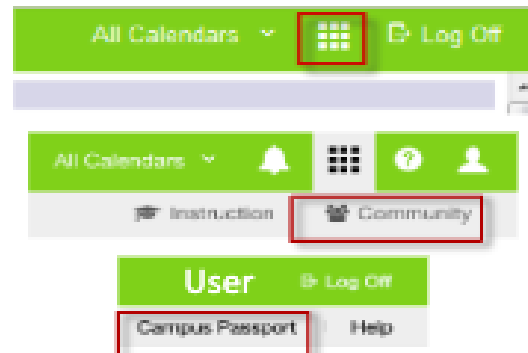
If you use the [IC login page](#), use the Single Sign-On (SSO) button to easily sign in.

Single Sign-On (SSO)

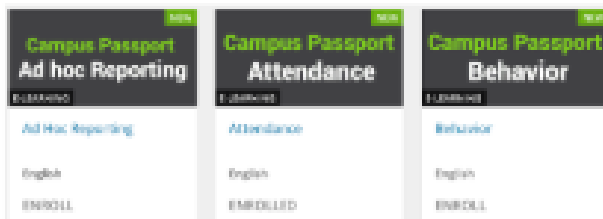
### 2. Create a CampusID in Community to access Campus Passport

If you are in IC, use the 3\*3 grid on the top right, and then select *Community*; this will prompt you to create your Campus ID account. For more detail on how to create an account, [refer to this KB Article](#).

Once you have created your CampusID in Community, select *Campus Passport* to see what is offered!




### 3. To enroll in a course, simply choose it, then click Enroll!




ENROLL

In Campus Passport, you can select and organize various trainings!



*How do I get more help with Infinite Campus?*

- Search the [IC Community](#)
- Click the  in the top right corner of the IC screen you are on to get more information about that module
- Check the [NUSD Knowledge Base](#)
- Contact your site's [IC Teacher Coach](#)
- Enter a [Work Order](#)